# KFP-CX3

## Conventional Fire and Extinguishing Panel - 3 Zone

### Overview

KFP-C fire control panels offer state of the art architecture in configurations that deliver an uncomplicated solution for small to mid-sized conventional applications. They feature an attractive contemporary design that fits with any decor. The gently curved door front offers a distinctive flair. Operator controls are inset in a striking gray lexan.

With support for the Kilsen KL700 line of conventional detectors and accessories, these quick-to-configure systems offer versatility that benefits building owners and installation/maintenance companies alike.

### The Panel

The KFP-CX3 is a conventional fire alarm and extinguishing control panel. It is supplied in local language with 3 fire zones that support up to 20 devices per zone. These zones may be configured for extinguishing in single zone or double zone configuration in any combination of zones. In addition the panel offers supervised outputs for first stage and second stage notification as well as optical warning indicators and actuator activation. Standard relay outputs are provided for EN54 compliance and system status notification, as well as multiple inputs for system control.

### Options

The panels support 2 types of auxiliary relay boards, one with 4 standard relays, and one with 4 supervised relays. With these boards the panel outputs may be expanded with up to 16 additional outputs.

### Approvals & Compliance

The product line carries the following accreditations:

• EN54:2, EN54:4 and CE approved
• CPD certified
• EN12094-1 certified

• WEEE compliant
• RoHS compliant




### Details

- Modern, elegant design
- Easy removable parts for quick and easy installation
- Three detection zones
- Single zone, double zone or any combination of zones configurable for release
- 6 Pre-configured relays and 8 supervised inputs for extinguishing control
- Configurable fire routing, sounder, extinguishing, reset and door monitoring delays
- Configurable "Hold Mode" type-A or type-B
- Sounders configurable for pulsing or continuous operation
- Extinguishing agent flow confirmation
- Continuous or resetable 24 VDC auxiliary supply
- Auxiliary standard & supervised relay output support
- Default support for special functions such as: - EN54 compliant user access levels - Basic & Advanced level configuration - mixed zones - front panel diagnostics with test & disable control - one-man walk test

# KFP-CX3

## Conventional Fire and Extinguishing Panel - 3 Zone

## Technical specifications

### General

| | |
|---|---|
| Maximum system capacity (device count) | up to 96 |

### Electrical

| | |
|---|---|
| Power supply type | VAC |
| Power consumption | 4 A @ 24 VDC |
| Operating voltage | 110 VAC @ 50 Hz or 230 VAC @ 50 Hz (+10% -15%)<br>Cable type: 3 x 1.5 mm² (live, neutral, earth) |
| Current consumption | 3.15 A @ 110/1.5 A @ 240 VAC<br>2.78 A (Alarm, no devices)<br>0.39 A (Quiescent, no devices) |

### Loop

| | |
|---|---|
| Maximum loop capacity | 3 |

### Zone

| | |
|---|---|
| Maximum zone capacity | up to 3 |
| Operating voltage | 22 VDC (18 to 24 VDC) |
| Quantity of devices per zone | 20 max. |
| Rating | 65 mA (max. Load) |
| Cable rating | 40 ohm (max. resistance), 500 nF (max. capacitance) |

### Standby battery

| | |
|---|---|
| Capacity | 2 x 12 V, 12 Ah (SLA) |

### Physical

| | |
|---|---|
| Form factor | Medium |
| Physical dimensions | 440 x 495 x 129 mm (W x H x D) |
| Net weight | 3.9 kg (without battery) |
| Shipping weight | 5 kg |
| Colour | Pure white (RAL 9010) |
| Mounting type | Surface mount |
| Cable entries | Ø 20 mm - 20 / 2 / 26 (Top / Bottom / Rear) |

### Environmental

| | |
|---|---|
| Operating temperature | -5 to +50°C |
| Storage temperature | -20 to +70°C |
| Relative humidity | 10 to 95% noncondensing |
| Environment | Indoor |
| IP rating | IP30 |

### Regulatory

| | |
|---|---|
| Compliancy | CPD, RoHS, WEEE |
| Certification | EN12094-1, EN54-13, EN54-2, EN54-4 |

### Supervised Inputs

| | |
|---|---|
| | 6 |
| Use | MCP Start, MCP Hold, MCP Abort, Pressure Switch, Gas Flow, Door Monitor |

### Non Supervised Inputs

| | |
|---|---|
| | 2 |
| Use | Auto/Manual mode, Remote Reset |

### Supervised Outputs

| | |
|---|---|
| | 4 |
| Use | Fire Sounders, Extinguishing Sounders, Optical Indications, Actuator |
| Notification | 2 x 500 mA @ 24 VDC |
| Visual indictors | 1 x 500 mA @ 24 VDC |
| Actuator | 1 x 1 A @ 24 VDC |

### Non Supervised Outputs

| | |
|---|---|
| | 4 |
| Use | Hold Mode, Abort Mode, Manual Mode, Release Indication |
| Specification | 6 x 2 A @ 30 V |

### Auxilliary Supply Output

| | |
|---|---|
| Output voltage | 24 VDC (21 to 28 VDC) |
| Load (max.) | 250 mA |

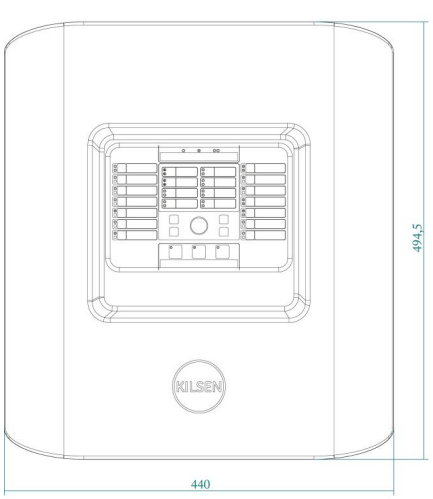


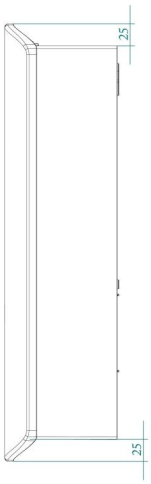


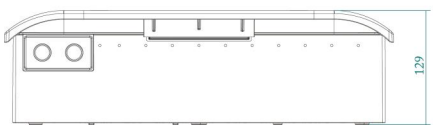


KIDDE COMMERCIAL

As a company of innovation, Kidde Global Solutions reserves the right to change product specifications without notice. For the latest product specifications, visit firesecurityproducts.com online or contact your sales representative.

Last updated on 1 October 2026 - 15:03